



**Vision To Learn**  
Focus on the Future

**EAGLES  
EYE MOBILE**

POWERED BY **Vision To Learn**

**EYE EXAM VISUAL SCHEDULE**

**TODAY, I WILL LEARN ABOUT WHAT WILL HAPPEN DURING  
MY EYE EXAM WITH VISION TO LEARN.**

**EAGLES  
EYE MOBILE**

**POWERED BY** Vision To Learn



**Vision To Learn**  
Focus on the Future



**WE WILL TAKE YOU STEP BY STEP, SO YOU KNOW WHAT TO EXPECT DURING YOUR EYE EXAM.**





# FIRST, I WILL VISIT THE EAGLES EYE MOBILE.





**I WILL MEET A MEMBER OF THE VISION TO LEARN TEAM  
AND THEY WILL HELP ME THROUGHOUT THE VISIT.**






**I WILL ENTER THE VAN AND SIT IN A CHAIR. THE TEAM MEMBER WILL ASK ME SOME QUESTIONS ABOUT MY EYES.**





**SOME OF THE QUESTIONS MAY BE ABOUT HOW I SEE  
THINGS CLOSE TO ME OR FAR AWAY FROM ME.**



**A VISION TO LEARN STAFF MEMBER MAY TAKE MY GLASSES  
TO CHECK THE PRESCRIPTION.**



**THEY WILL GIVE MY GLASSES BACK TO ME  
WHEN THEY ARE FINISHED.**





**THEN, THEY WILL USE A MACHINE CALLED THE AUTO  
REFRACTOR.**



**IT IS IMPORTANT TO REMEMBER THAT THIS TEST WILL  
NOT HURT ME.**



**IT WILL COME CLOSE TO MY FACE AND  
MY EYES TO GET A CLEAR PICTURE.**





**I WILL PLACE MY CHIN IN THE HOLDER. I WILL  
THEN LOOK AT AND FOCUS ON THE  
PICTURE OF THE HOT AIR BALLOON.**



**IT IS IMPORTANT THAT I STAY CALM AND SIT STILL WHEN FOCUSING ON THE PICTURE OF THE HOT AIR BALLOON.**





**I MAY HEAR SOME BEEPS AND CLICKS DURING THE TEST.**



**THIS IS JUST TELLING THE TEAM MEMBER THAT THE  
MACHINE IS WORKING.**



**NEXT, THEY WILL USE A MACHINE CALLED  
THE SPOT SCREENER.**



**I WILL LOOK STRAIGHT AHEAD AT THE FLASHING LIGHTS  
ON THE SCREEN.**





**A VISION TO LEARN TEAM MEMBER WILL THEN USE A  
MACHINE CALLED THE PUPILOMETER.**



**THE MACHINE WILL TOUCH MY FACE,  
BUT IT WILL NOT HURT.**





**THEN, THEY WILL USE A FUNDUS CAMERA TO TAKE A  
PICTURE OF THE BACK OF MY EYES.  
WE WILL CHECK ONE EYE AT A TIME.**






**I WILL FOCUS ON THE RED DOT DURING THE PHOTO.**




**I WILL SEE A BRIGHT FLASH OF LIGHT.**





**IF I NEED A TISSUE, I CAN ASK THE  
VISION TO LEARN TEAM MEMBER.**



**NEXT, I'LL GO TO THE BACK OF THE VAN AND  
SIT IN THE BIG CHAIR. THE CHAIR  
MAY MOVE UP AND DOWN AND MAKE NOISES.**



**I'LL MEET THE EYE DOCTOR.**





**A VISION TO LEARN TEAM MEMBER WILL  
THEN CHECK MY EYE PRESSURE.**





**THE MACHINE WILL COME VERY CLOSE TO MY EYE AND  
ONLY TOUCH MY EYELASHES.**





**THE EYE DOCTOR WILL USE A  
FLASHLIGHT TO LOOK AT MY EYES.**



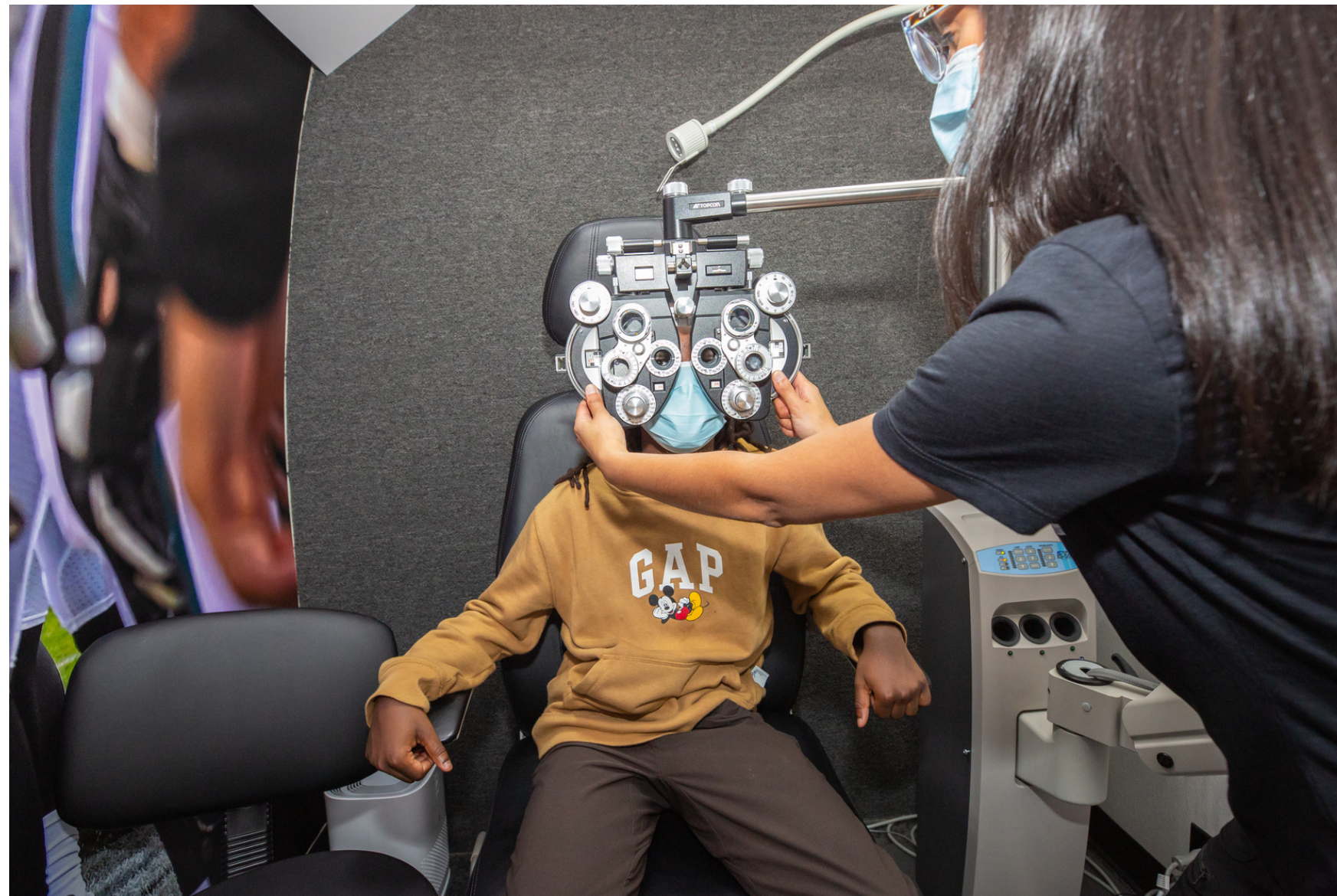


**I WILL ALSO SIT BEHIND A PAIR OF BIG GLASSES AND NAME SHAPES AND LETTERS THAT I SEE ON THE SCREEN.**

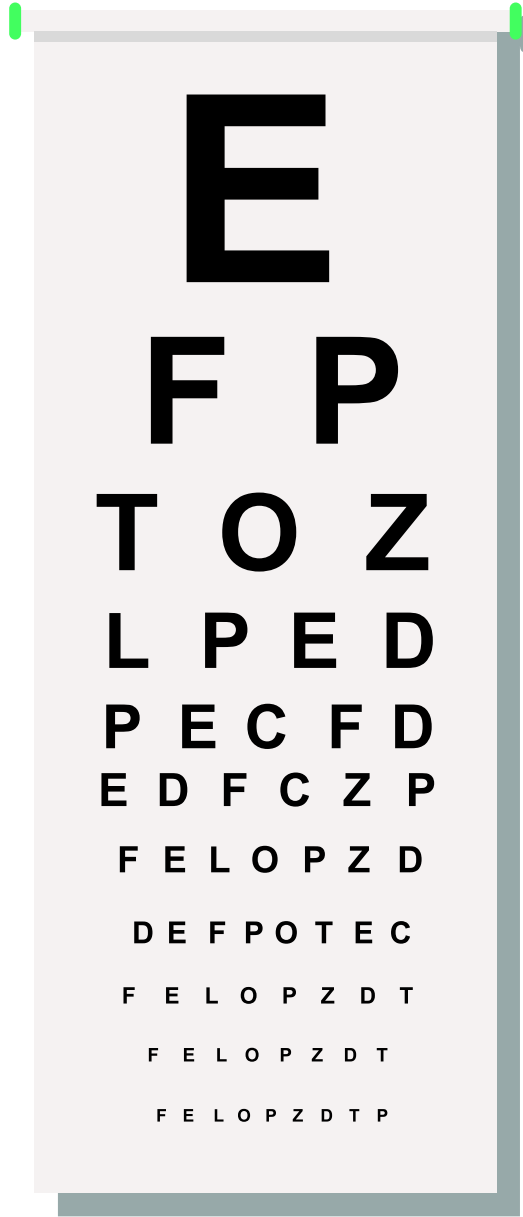




**THE DOCTOR WILL TURN KNOBS AND CHANGE  
THE LENSES ON THE BIG PAIR OF GLASSES**



**THE DOCTOR WILL ASK ME WHICH  
SHAPES OR LETTERS LOOK CLEARER.**





**AFTER THE EXAM, I CAN PICK OUT MY GLASSES IF THE  
DOCTOR SAYS I NEED THEM.**




**I WILL NOT TAKE THE GLASSES HOME THAT DAY.  
I WILL GET THEM ON ANOHER DAY.**



**THANK YOU FOR VISITING THE EAGLES EYE MOBILE. NOW I  
WILL GO BACK INTO MY SCHOOL!**

**EAGLES  
EYE MOBILE**

**POWERED BY** Vision To Learn



**Vision To Learn**  
Focus on the Future





**THANK YOU TO THE EAGLES AUTISM FOUNDATION  
FOR PUTTING THIS STORY TOGETHER!**



